



TUTTI/ALL

E (ELECTRIC)

4S

AVVOLGITUBO/HOSE REEL
OPTIONAL

500/15 E
200/41 E
350/23 E

NEW

200/41 4S
500/15 4S
350/23 4S



PARAURTI ANTERIORE
FRONT BUMPER
OPTIONAL



MAGNUM

IDROPULITRICI INDUSTRIALI AD ACQUA FREDDA, ALTA PORTATA/ALTA PRESSIONE
INDUSTRIAL COLD WATER PRESSURE CLEANERS HIGH PRESSURE/HIGH FLOW

- Pompe a bielle con pistoni in ceramica e testata in ottone
 - Motori 1450 rpm ad alto rendimento (versione E)
 - Avviamento motore stella-triangolo (versione E)
 - Interruttore magnetotermico salvamotore (versione E)
 - Total stop ritardato (versione E)
 - Circuito controllo/comando secondario in bassa tensione 24 V (versione E)
 - Contaore
 - Valvola di by-pass e regolazione con riarmo facilitato (easy start mod. 500 Bar)
 - Valvola di sicurezza (mod. 500 Bar)
 - Struttura tubolare verniciata a polveri e cofanatura in acciaio inox AISI 304
 - Filtro acqua autopulente
 - Ruote heavy duty (2x300 mm - 2x400 mm)
 - 4 ganci di sollevamento
 - Supporto portalancia di serie
 - Freno di stazionamento con blocco di sicurezza
 - Valvola termostatica di sicurezza (mod. 4S)
 - Lancia con doppia impugnatura (mod. 500 Bar / 7100 psi)
 - Ugello in acciaio inox con inserto in ceramica (mod. 500 Bar / 7100 psi)
- *Triplex plunger pump with three ceramic pistons and brass head*
 - *1450 rpm motor (E version)*
 - *Star-delta motor starter (E version)*
 - *Motor protective circuit breaker (E version)*
 - *Delayed total stop (E version)*
 - *Secondary control circuit 24 Volt low voltage*
 - *Hours counter (E version)*
 - *By Pass Valve with easy start (mod. 500 Bar)*
 - *Safety relief valve (mod. 500 Bar)*
 - *Powder coated metal frame with AISI 304 cover*
 - *Self-cleaning Inlet water filter*
 - *Heavy duty wheels (2x300 mm - 2x400 mm)*
 - *4 lifting hooks on models*
 - *Lance holder*
 - *Parking brake with safety lock*
 - *Thermal relief safety valve (mod. 4S)*
 - *Lance with swivel side grip holder*
 - *Stainless steel nozzle with ceramic tip (mod. 500 Bar / 7100 psi)*



Paraurti posteriore in dotazione - Rear bumper supplied


ACCESSORI IN DOTAZIONE / SUPPLIED ACCESSORIES

		N°	MOD.	COD.	DESCRIZIONE - DESCRIPTION
1		200/41		01AC422	Idropistola con Semilancia e swivel (in M22 out M22) Spray gun with Semilance and swivel (in M22 out M22)
		350/23		01AC447	Idropistola con Semilancia e swivel (in M22 out M22) Spray gun with Semilance and swivel (in M22 out M22)
2		500/15		01AC507	Idropistola M24-M24 Spray gun M24-M24
3		500/15		01AC504	Lancia L1200 inox M24x1,5 - 1/4" F Lance L1200 M24x1,5 - 1/4" F - inox
4		200/41-350/23		01AC419	Lancia INOX l=70 cm in M22 out 1/4" F Stainless steel lance l=70 cm in M22 out 1/4" F
5		200/41		B.CCID00067	Ugello 1/4" - Nozzle 1/4" 30130
6		350/23		I50216	Ugello 1/4" - Nozzle 1/4" M 2505
		500/15 E		I50440	Ugello 1/4" 15025 con inserto in ceramica Nozzle 1/4" 15025 with ceramic tip
		500/15 4S		I50441	Ugello 1/4" 1503 con inserto in ceramica Nozzle 1/4" 1503 with ceramic tip
7		200/41-350/23		01AC502	Tubo A.P. - H.P. Hose 3/8" l=15 m R2 - 5/16" M22 - M22
8		500/15		01AC500	Tubo A.P. - H.P. Hose 3/8" (500 BAR) l=15 m M24 - M24

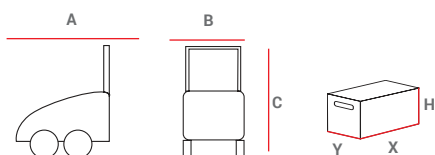
ACCESSORI A RICHIESTA / ACCESSORIES ON DEMAND

AVVOLGITUBO INOX 40m STAINLESS STEEL HOSE REEL 40m	PARAURTI ANTERIORE FRONT BUMPER	LANCIA GETTO VARIABILE (DIRITTO/CONICO) VARIABLE SPRAY LANCE (STRAIGHT/CONE JET)
Mod. 200/41 EL - 350/23 EL Cod. 01AC011	Mod. Tutti /All Cod. 01AC015	Mod. 200/41 Lancia - Lance 1 Cod. 01AC505
Mod. 500/15 EL Cod. 01AC012		Mod. 200/41 Ugello - Nozzle (1,5) 2 Cod. I50337
Mod. 200/41 4S - 350/23 4S Cod. 01AC013		
Mod. 500/15 4S Cod. 01AC014		
KIT UGELLO ROTANTE TURBO TURBO NOZZLE KIT	KIT SABBIAIATURA SANDBLASTING KIT (500 BAR - 7100 PSI)	SABBIA (25 KG) SAND (25 KG)
Mod. 500/15 Lancia/Lance M24x1,5 - 1/4" F 1 Cod. 01AC612	Mod. 500/15 Kit sabbiaitura - Sandblasting kit Cod. 01AC527 1	Mod. Tutti/All Sabbia - Sand (25 kg) Cod. 01AC284
Mod. 500/15 E Ugello - Nozzle (025) 2 Cod. 01AC326	Mod. 500/15 Ugello in ceramica - Ceramic tip nozzle 15025 1/4" Cod. I50440 2	
Mod. 500/15 4S Ugello - Nozzle (03) 2 Cod. 01AC327		
Mod. 350/23 Ugello - Nozzle (050) 2 Cod. 01AC466		
Mod. 200/41-350/23 Lancia/Lance (70 cm) 3 Cod. 01AC514	Mod. 500/15 Kit ricambio ugello sabbia - Nozzle sand 15025 1/4" Cod. 01AC562 3	
Mod. 200/41 Ugello - Nozzle (120) 4 Cod. 01AC331		

MAGNUM - IDROPULTRICI INDUSTRIALI AD ACQUA FREDDA, ALTA PORTATA/ALTA PRESSIONE INDUSTRIAL COLD WATER PRESSURE CLEANERS HIGH PRESSURE/HIGH FLOW



PESI E DIMENSIONI MACCHINA WEIGHTS AND DIMENSIONS MACHINE				IMBALLO PACKAGING				
MOD	A	B	C	Netto/Net	X	Y	H	Lordo/Gross
	[mm]	[mm]	[mm]	[kg]	[mm]	[mm]	[mm]	[kg]
MAGNUM 500/15 E	1.010	730	1.007	150	1.200	800	1.140	165
MAGNUM 200/41 E	1.010	730	1.007	145	1.200	800	1.140	160
MAGNUM 350/23 E	1.010	730	1.007	145	1.200	800	1.140	160
MAGNUM 500/15 4S	1.010	730	1.007	135	1.200	800	1.140	150
MAGNUM 200/41 4S	1.010	730	1.007	130	1.200	800	1.140	145
MAGNUM 350/23 4S	1.010	730	1.007	130	1.200	800	1.140	145



		500/15 E	350/23 E	200/41 E	500/15 4S	350/23 4S	200/41 4S
codice - code		● 01MG400	● 01MG200	● 01MG000	● 01MG440	● 01MG240	● 01MG040
pressione mas. max. pressure	[bar] [Mpa - psi]	500 50-7250	350 35-5070	200 20-2900	500 50-7250	350 35-5070	200 20-2900
portata mas. max. flow rate	[lt/h]	900	1.380	2.460	900	1.380	2.460
pompa - pump		IP 66 HP	IP 66	IP 66	IP 66 HP	IP 66	IP 66
motore - motor	type	elettrico	elettrico	elettrico	HONDA	HONDA	HONDA
	mod.	electric	electric	electric	GX690	GX690	GX690
	hp max	-	-	-	22	22	22
	hp net	-	-	-	17	17	17
avviamento motore engine start		stella-triangolo star-delta	stella-triangolo star-delta	stella-triangolo star-delta	elettrico/ electric(*)	elettrico/ electric(*)	elettrico/ electric(*)
potenza assorbita max max. absorbed power	[Kw]	15,1	15,7	16,2	-	-	-
sistema di arresto stop system		TSD	TSD	TSD	deceleratore aut. / aut. speed reducer	deceleratore aut. / aut. speed reducer	deceleratore aut. / aut. speed reducer
rotazione pompa pump speed	rpm	1.450	1.450	1.450	1.450	1.450	1.450
alimentazione supply voltage	[V-ph-Hz]	400-3-50	400-3-50	400-3-50	benzina gasoline	benzina gasoline	benzina gasoline
capacità serbatoio carburante fuel tank capacity	[lt]	-	-	-	7	7	7
massima temp. aliment. - max. inlet temp.	[°C]	40	40	40	40	40	40

(*) Batteria NON inclusa - Battery NOT included